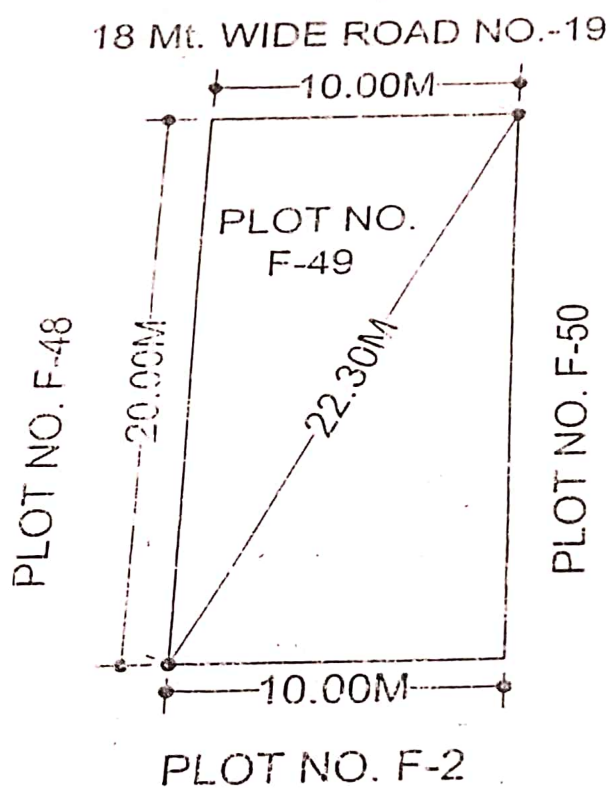



SITE PLAN OF PLOT NO. F-49 AT INDL. AREA PHASE -II (INDL. SECTOR) GROWTH CENTRE JHANSI.

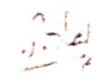
TOTAL AREA OF PLOT = 200.00Sq.Mt.

SCALE :- 1:250



D/MAN


J.E.


A.E.