


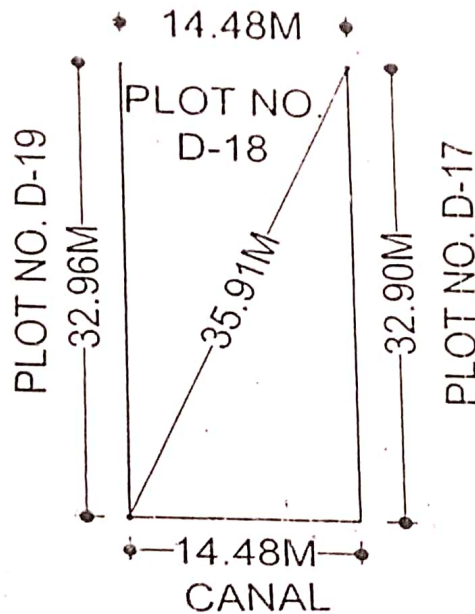
SITE PLAN OF PLOT NO. D-18 AT INDL. AREA PHASE -II (INDL. SECTOR) GROWTH CENTRE JHANSI.

TOTAL AREA OF PLOT = 476.74 Sq.Mt.


SCALE :- 1:500



18 Mt. WIDE ROAD NO.-18



D/MAN


J.E.


A.E.